

Is Taws Nem Cov Menyuan Phau
Ntawv Dab Neeg
Tam sim no

Yug ntawm
Yexus



Thawj: Edward Hughes

Daim duab: M. Maillot; Alastair Paterson

Khoos phib kho kom raug:
E. Frischbutter; Sarah S.

Lub tshuab txhais lus: christian-translation.com


Luam tawm: Bible for Children
www.M1914.org

©2021 Bible for Children, Inc.

Nws raug tso cai kom luam cov ntawv sau thiab lus piav
qhia thiab tsis tuaj yeem raug muag.





Muaj ib zaug, Vajtswv tau
txib tus timtswv Gabriel los
rau cov neeg Ixayees kom
ntsib ib tug nkauj xwb, Nws
lub npe hu ua Maivliag.



Tus timtswv hais rau Malis hais tias, "Maivliag, koj tau pom txoj kev tshav ntuj ua ntej Vajtswv lawm. Koj yuav xeebtub thiab muaj menyuam. Koj tuaj yeem tis nws lub npe Yexus.

Nws yuav loj thiab yuav raug hu ua Vajtswv tus Tub."



Maivliag hais rau tus tubtxib saum
ntuj hais tias, "Kuv tsis tau yuav
txiv. Yog vim li cas qhov no muaj
tshwm sim?" Tus timtswv teb
hais tias tus me nyuam dawb
huv yuav los ntawm
Vajtswv los.



Gabriel hais rau Maivliag hais tias nws
tus kwvluag Elixanpes tseem xeeb tub
rau ib tus menyuam thaum
nws laus lawm. Nws
tseem yog qhov txuj
ci tseem ceeb. Tsis
ntev tom qab ntawd,
Maivliag mus xyuas
Elixanpes, nkawd
ob leeg puavleej
qhuas Vajtswv
ua ke.



Lub sijhawm ntawd
Maivliag tau ua ib
siab mis Yauxej thiab
tseem tsis tau muaj
poj niam. Thaum
Yauxej pom tias
Maivliag xeeb
tub lawm, nws
nyuaj siab heev.



Vajtswv tus tubtxib saum ntuj
los tshwm rau Yauxej hauv nws
zaj npau suav, thiab hais rau nws
tias Maivliag cev xeeb tub yog
los ntawm Vajtswv los. Tus
tub txib hais kom Yauxej
saib xyuas Maivliag thiab
tus mos ab Yexus.



Yauxej ua raws li tus cev lus hais kom yawg yuav
Maivliag. Thaum cov hnub, Tsoomfwv muaj lub
siab xav ua kom cov neeg
thoob ntiav teb sau npe.

Yauxej thiab
Maivliag kuj



tau tawm hauv Kalilais mus rau Npelehees.



Thaum lawv los txog
rau Npelehees, Hnub
tim xa tuaj rau
Maivliag. Yauxej
nrhiav tsis tau
tsev nyob vim
txhua yam lawm.




Thaum kawg Yauxej pom lub nkuaj nyug. Maivliag
yug Yexus nyob ntawd, Nws muab
tus menyuam qhwv thiab pw
rau hauv lub
dab zaub.



Muaj cov yaj cov tswv zov yaj nyob tom teb tsis deb
ntawm lub nkuaj nyug, uas zov cov
yaj thaum hmo ntuj raws li daim

phiaj sij.
Vajtswv
Tus
timtswv
qhia txoj

xov zoo
rau lawv.



Tus timtswv hais tias, "Hnub no hauv lub nroog
David, tus Cawm Seej tau yug los rau koj,
tus Tswv Yexus. Yog tias koj xav

pom tus
menyuam
yaus qhwv
hauv ntaub,
pw hauv lub
dab

zaub, qhov
ntawd yog
qhov cim."



Tam sim ntawd, muaj ib pab tub rog coob saum ntuj qhuas Vajtswv nrog Tus timtswv thiab hais tias, "Qhuas Vajtswv rau saum ntuj ceeb tsheej!




Cia li nyab xeeb hauv ntiaj teb rau cov neeg uas thov nws."



Tus neeg yug yaj txawm maj nroos
mus nrhiav Yexus. Lawv pom Maivliag thiab
Yauxej, Pom tus metub dawb huv Yexus dag
nyob hauv lub dab zaub, nws txawm hais tawm
tus tintsuv cov lus ntawm
tus menyuam.



Plaub caug hñub tom qab, Yauxej
thiab Maivliag coj Yexus mus rau
hauv lub tuam tsev hauv
Yeluxalees. Muaj ib
tug txivneej npe hu
ua Xime-oos, thiab
nws qhuas Vajtswv
thaum nws pom
Yexus. Nyob rau tib
lub sijhawm, Muaj ib
tug poj niam laus laus
lub npe hu ua Anna,
nws mus ua Vajtswv
tsaug rau Yexus.

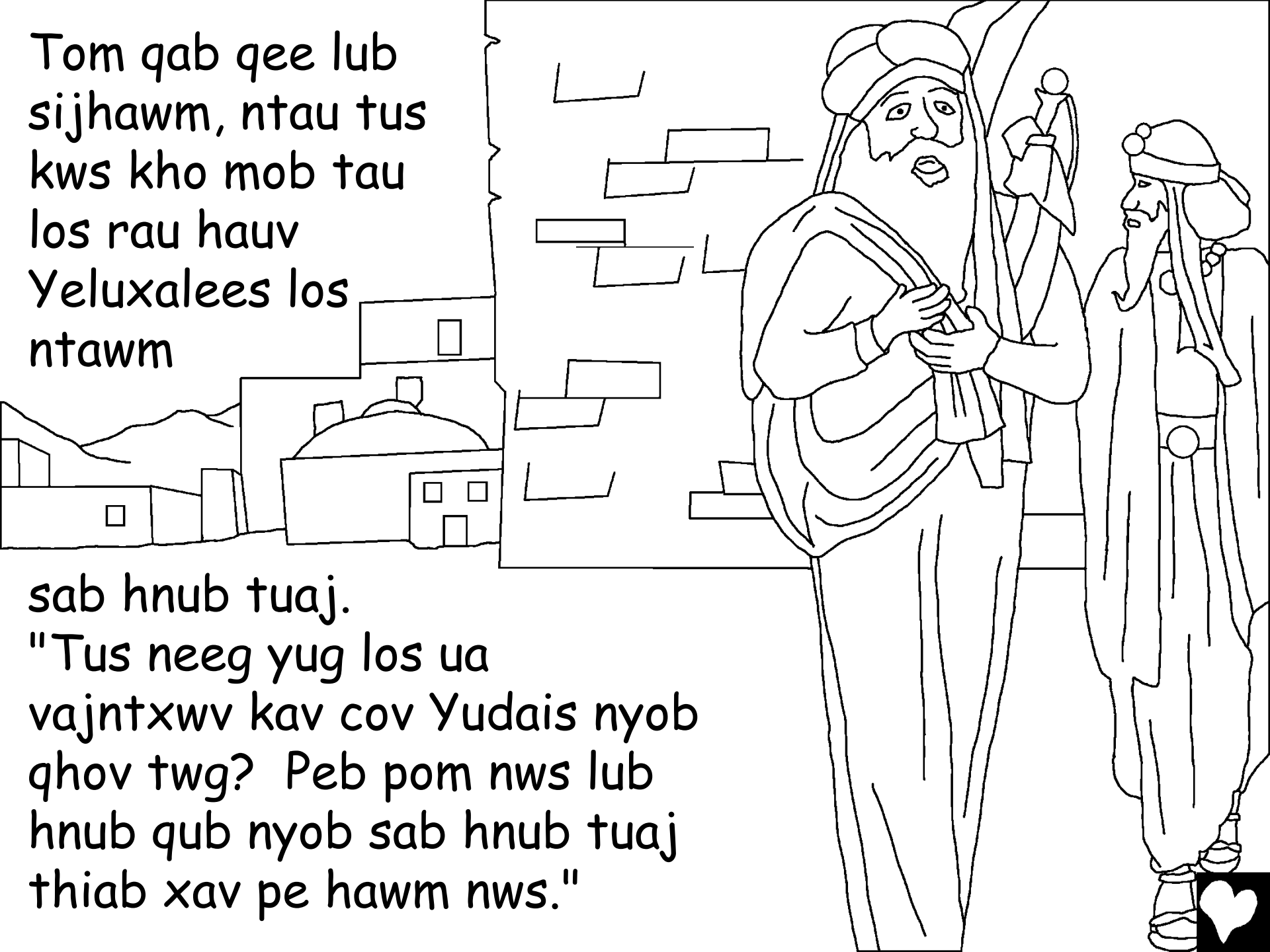


Xime-oos thiab Anna paub tias
Yexus yog tus Txhiv Dim uas tau
cog lus tseg. Yauxej tua fij
ob tug mivnyuas yaaj lawv
le Vaajtswv txuj kevcai.

Raws li sau cia hauv tus
Tswv txoj cai:
Txhua tus txiv
neej thawj
tug tub
yuav tsum
hu ua dawb
huv rau
tus Tswv.

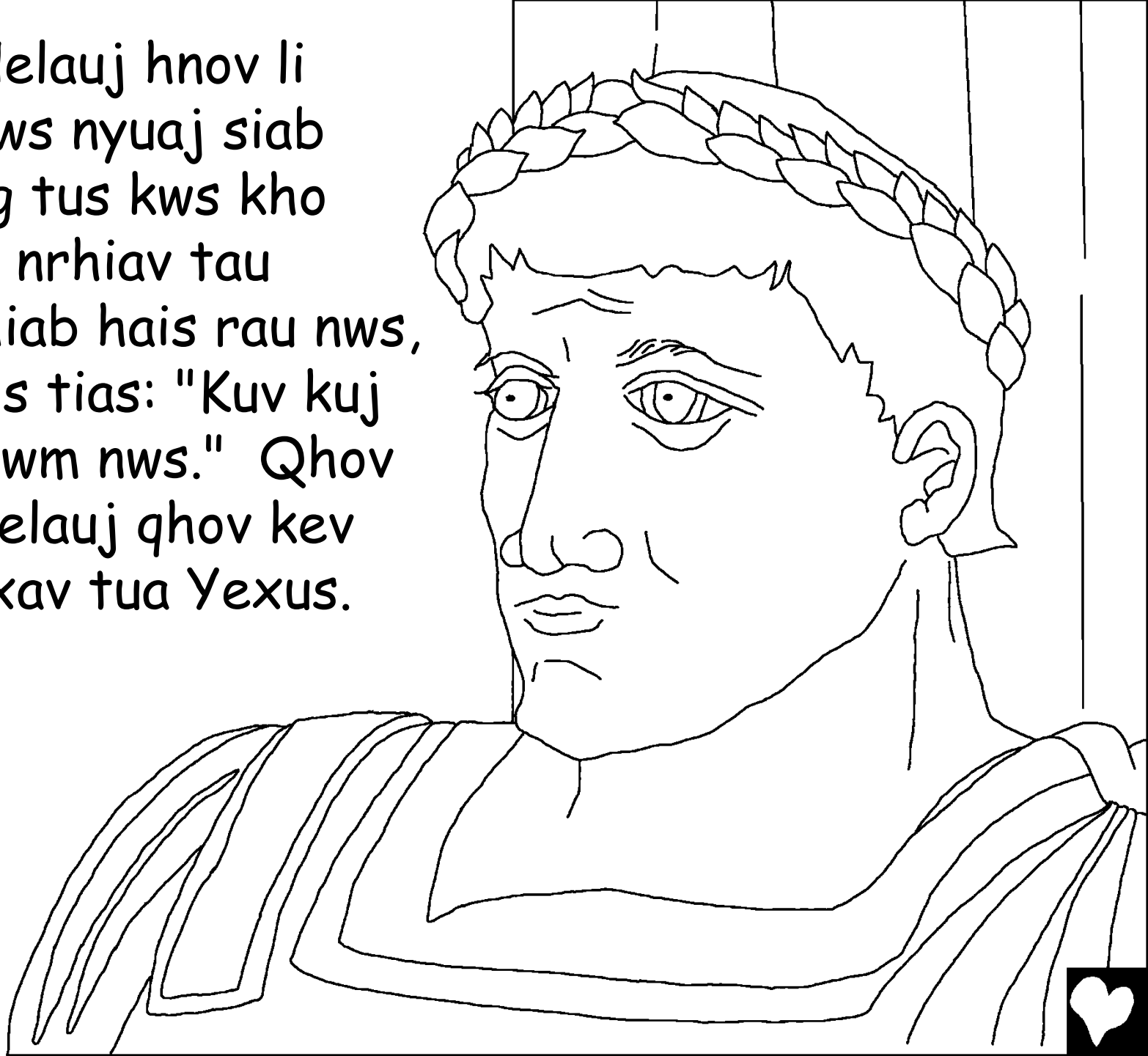


Tom qab qee lub
sijhawm, ntau tus
kws kho mob tau
los rau hauv
Yeluxalees los
ntawm



sab hnuv tuaj.
"Tus neeg yug los ua
vajntxwv kav cov Yudais nyob
qhov twg? Peb pom nws lub
hnuv qub nyob sab hnuv tuaj
thiab xav pe hawm nws."

Thaum Helauj hnov li
ntawd, nws nyuaj siab
thiab nug tus kws kho
mob kom nrhiav tau
Yexus thiab hais rau nws,
thiab hais tias: "Kuv kuj
xav pehawm nws." Qhov
tseeb, Helauj qhov kev
xav yog xav tua Yexus.




Lub hnuv qub Tus Kws Kho Mob tau pom sab
hnuv tuaj coj lawv mus ncaj qha rau qhov chaw
ntawm Yauxej, Maivliag, thiab Yexus.

Thaum lawv nkag mus rau hauv
tsev thiab pom Yexus, lawv
txawm txhos caug thiab pe
tus menyuam, qhib
lub thawv khoom
muaj nqis, muab
kub, tshuaj tsw
qab, Myrrh tau
muab rau
nws ua
khoom
plig.



Vim tias tus kws kho mob tau
qhia rau Vajtswv kom tsis
txhob rov qab mus pom Vaj
Ntxwv Helauj hauv nws zaj
npau suav, nws tau rov qab
mus rau thaj chaw hauv zos
dhau ntawm lwm
txoj
kev.



Thaum Helauj pom tias
nws raug luag cem tus kws
tshuaj, nws npau taws heev.
Kom tshem tau Yexus, Tus
thawj coj phem no tau tua
txhua tus menyuam tub hauv
Npelehees.



Vajtswv tus tubtxib saum
ntuj los tshwm rau Yauxej
hauv npau suav thiab hais
kom nws cia li khiav mus
rau Iyim nrog Yexus
thiab Maivliag. Lawv
nyob nyab xeeb.



Tom qab Helauj tuag
lawm, Yauxej coj
Yexus thiab Maivliag
rov qab los ua
Ixayees.



Lawv nyob rau
ntawm lub zos me me nyob
pem Naxales ze Hiavtxwv Kalilais.



Yug ntawm Yexus

Zaj dab neeg no muab los ntawm phau
Ntawv Vajtswv

Nov yog Vajtswv txoj lus

Tshooj 1 thiab 2 ntawm Mathais,
Tshooj 1 thiab 2 ntawm Lukas

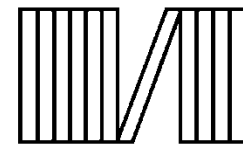
"Thaum koj cov lus snkag siab, lawv ci."
Ua Ntej Ib puas thiab cuaj caum tshooj,
ib puas peb caug Ntu ntu



Thaum kawg



36



60



Vajtswv paub tias peb txhua tus ua txhaum,
thiab Vajtswv hu qhov kev txhaum no. Neeg ntiajteb tau ua
txhaum, Cov nyiaj ua hauj lwm ntawm kev txhaum yog kev tuag.

Txawm li cas los xij, Vajtswv hlub koj heev, nws txawm muab nws tib leeg
tub, Yexus Khetos rau nws, kom nws thiaj ris koj lub txim thiab tuag rau koj.
Yog li koj thiaj yuav dim yog koj ntseeg Yexus uas ris koj lub txim, tuag
thiab faus rau koj, thiab Vajtswv tau tsa nws sawv hauv qhov tuag rov los.

Yog tias koj xav hloov siab lees txim thiab tau txais kev zam txim los ntawm
Vajtswv, koj tuaj yeem thov li no: "Vajtswv, Kuv paub tias kuv yog neeg
txhaum. Kuv ntseeg tias Yexus tuag saum tus ntoo khaublig theej kuv, Kuv
ntseeg tias Yexus tso ntshav, tuag, faus thiab sawv rov qab los rau kuv. Tam
sim no kuv txaus siab txais nws ua kuv tus cawm seej. Kuv ua tsaug rau koj
zam txim rau kuv tej kev txhaum, Muab rau kuv txoj kev cawm seej thiab
txoj sia nyob mus ib txhis. Amees." Koj ib leeg thiaj li raug cawm los ntawm
txoj kev ntseeg hauv Vajtswv txoj lus thiab txoj kev cawm seej.

Tom qab koj tau txais kev cawm dim,
kom loj hlob ntawm sab ntsuj plig, koj yuav tsum

- (1) Kev Thov --- Koj nrog Vajtswv tham.
 - (2) Nyeem Ntawv Vajtswv --- Vajtswv hais lus rau koj.
- Yauhas Tshooj 3 nqe 16

