


Hab tug TSWV kws yog Vaajtsvw has tas, "Nwg tsi zoo kws ca tug txivneej nyob ib leeg. Kuv yuav tsim ib tug paab lug rua nwg." Vaajtsvw coj txhua yaam noog hab tsajtxhu lug rua Adaas. Adaas tsnpe rua txhua yaam. Ntshai nwg yuav txawjntse heev mas txhaj le muaj peevxwm ua tau. Tabsis taagnrho tej noog hab tsajtxhu tsi muaj ib tug

kws
zoo
ua khub
nrug Adaas le.




19

Vaajtsvw ua rua Adaas tsaug tsaugzug heev. Vaajtsvw txaj muab tug txivneej kws tsaugzug ntwad ib tug txhaa taav rhu tawm, Vaajtsvw muab Adaas tug txhaa taav lug tsim ib tug Quaspuj. Tug quaspuj kws Vaajtsvw tsim mas phim nkaus rua Adaas ua khub.



20



Vaajtsvw siv rau nub lug tsim txhua yaa. Ces Vaajtsvw foom koobmoov rua nub xyaa hab muab ua nub su. Nyob rua huv lub vaaj Edees, Adaas hab Evas nwg tug quaspuj muaj kev kaajsab lug coj laww le Vaajtsvw has. Vaajtsvw yog obtug tug TSWV, tug Pub Txhuayaam rua obtug hab yog obtug le Phoojywg.



21

Thaum Vaajtsvw Tsim Txhua Yaam
Ib zaaj huv Vaajtsvw Txujlug,
phoo Vaajlugkub,
yog nyob rua huv
Chivkeeb 1-2
"Lub chaw rua Koj cov Lug nkaag kws muaj teeb ci." Ntaww Nkauj 119:130

Thaum Vaajtsvw Tsim Txhua Yaam

Tug Sau yog Edward Hughes
Tug Kus Dluab yog Byron Unger; Lazarus


Tug Txhais yog Andy Yang
Tug Hloov yog Bob Davies; Tammy S.

Zaaj 1 ntawm 60

M1914.org

Bible for Children, PO Box 3, Winnipeg MB R3C 2G1 Canada

Ntaww Tso Cai: Koj muaj cai muab zaaj nuav kaij lossis luam,
tsuav yog koj tsi xob muab muag xwb.



Vaajtsvw paub has tas peb ua ntau yaam phem, kws Nwg hu ua kev txhum. Txuj kev rau txim rua kev txhum yog kev tuag.

Vaajtsvw hlub peb kawg le kws Nwg xaa Nwg Leejtub, Yexus, lug tuag sau tug Ntoo Khaublig hab them peb lub txim. **Yexus sawv rov lug muaj sa** hab rov moog sau Ntuj Ceebtsheej! Nwgnuav Vaajtsvw muaj peevxwm zaam tau peb tej kev txhum.

Yog koj xaav tsiv tawm ntawm koj tej kev txhum, has le nuav rua Vaajtsvw: Aub Vaajtsvw, kuv ntseeg has tas Yexus tuag txhvw kuv hab nwgnuav tseem muaj sa nyob. Thov Koj lug nyob huv kuv lub neej hab zaam kuv tej kev txhum, sub kuv txhaj le muaj txujsa tshab, hab ib nub moog nrug Koj nyob moog ib txhis. Thov paab kuam kuv ua neej rua Koj le Koj tug mivnyuas.

Nyeem phoo Vaajlugkub hab nrug Vaajtsvw sibthaam txhua nub!

Hmong Blue

Vaajtsvw paub has tas peb ua ntau yaam phem, kws Nwg hu ua kev txhum. Txuj kev rau txim rua kev txhum yog kev tuag.

Vaajtsvw hlub peb kawg le kws Nwg xaa Nwg Leejtub, Yexus, lug tuag sau tug Ntoo Khaublig hab them peb lub txim. **Yexus sawv rov lug muaj sa** hab rov moog sau Ntuj Ceebtsheej! Nwgnuav Vaajtsvw muaj peevxwm zaam tau peb tej kev txhum.



Yog koj xaav tsiv tawm ntawm koj tej kev txhum, has le nuav rua Vaajtsvw: Aub Vaajtsvw, kuv ntseeg has tas Yexus tuag txhvw kuv hab nwgnuav tseem muaj sa nyob. Thov Koj lug nyob huv kuv lub neej hab zaam kuv tej kev txhum, sub kuv txhaj le muaj txujsa tshab, hab ib nub moog nrug Koj nyob moog ib txhis. Thov paab kuam kuv ua neej rua Koj le Koj tug mivnyuas.

Nyeem phoo Vaajlugkub hab nrug Vaajtsvw sibthaam txhua nub!

Hmong Blue

Leejtwg tsim peb? Phoo Vaajlugkub, Vaajtsvw Txujlug, qha has tas noobneej tshwmsim lug le caag. Tau ntev lug lawm, Vaajtsvw tsim thawj tug tuabneeg hab tis nwg npe hu ua Adaas.

Vaajtsvw tsim Adaas tawm ntawm moov aav lug. Thaum Vaajtsvw tshuab paa rua Adaas, nwg muaj sa tuaj. Nwg nyob rua huv ib lub vaaj kws hu ua Edees.


1
2

Uantej Vaajtswv tsim Adaas, Nwg tsim ib lub nplajteb zoo nkauj heev kws muaj tau yaam zoo heev. Vaajtswv tsim tej tojroob hab tajnraag, tej paajntoos tsw qaab hab tej ntoo sab sab, tej noog kws muaj tis ci hab tej muv kws yaa nrov ziv, tej ntseg luj kws luam dlej hab tej qwj kws



3

Puag thaum chivkeeb lug, uantej kws Vaajtswv tsim ib yaam dlaabtsi, tsi muaj dlaabtsi le tsuas yog Vaajtswv xwb. Tsi muaj tuabneeg lossis tej qhovchaw lossis ib yaam dlaabtsi le. Tsi muaj ib yaam dlaabtsi le. Tsi muaj qhov kaaj ntug hab tsi muaj qhov tsaus ntuj. Tsi muaj qhov moog sau hab qhov moog huv. Tsi muaj naagmo hab tsi muaj pigkig.



4

Tsuas muaj Vaajtswv tuableeg xwb tug kws tsi muaj qhov pib. Ces Vaajtswv txawm pib ua dlejnum! Thaum chivkeeb, Vaajtswv tsim lub ntuj hab lub nplajteb.



5

Hab lub nplajteb tsi muaj dlaabtsi hab nyob dlo dlus.



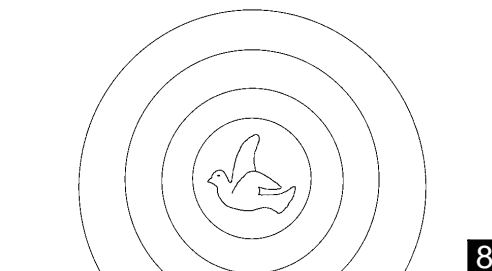
6

Hab tsaus ntuj nti thoob plawg sau nplaim dlej havtxwv. Ces Vaajtswv txawm has. "Cale muaj qhov pumkev."




7

Hab txawm pumkev tuaj. Vaajtswv tsnpe rua qhov pumkev hu ua Nruab Nub hab Nwg tis qhov tsaus ntuj hu ua Mo Ntuj. Hab muaj caij tsaus ntuj hab muaj cai kaaj ntug yog thawj nub.




8

Rua nub ob, Vaajtswv cais tej dlej nyob huv havtxwv, tej havtxwv hab tej paagdlej nyag nyob muaj nyag chaw huvqaab Ntuj Ceebtsheej. Rua nub peb, Vaajtswv has tas, "Cale muaj aav qhuav tshwm tuaj." Hab nwg cale muaj.




9

Vaajtswv saamfwm kuam tej nroj hab paajntoos hab nrojtsuag hab ntoo cale tshwm tuaj. Hab puab txawm tshwm tuaj. Hab muaj caij tsaus ntuj hab muaj cai kaaj ntug yog nub peb.



10

Ces Vaajtswv txawm tsim lub nub, hab lub hli, hab ntau ntau lub nubqub kws tsi muaj leejtwg suav txheeb le. Hab muaj caij tsaus ntuj hab muaj cai kaaj ntug yog nub plaub.



11

Tej tsaj nruab dleg hab ntseg hab noog yog tej yaam kws Vaajtswv yaav tsim ntxiv. Rua nub tsib Nwg tsim tej ntseg luj luj kws muaj kaagnav ntse hab tej ntseg miv miv, tej qab ceg-ntev hab tej noog ntxuaj tis ceev kws zoo zoo sab heev.



12

Vaajtswv tsim txhua yaam ntseg puv nkaus tej dlej nyob huv nplajteb nuav hab txhua yaam noog nyob sau tej aav hab havtxwv hab nruabntug. Hab muaj caij tsaus ntuj hab muaj cai kaaj ntug yog nub tsib.




13

Tom qaab ntawd, Vaajtswv rov has dlua. Vaajtswv has tas, "Ca lub nplajteb cale tshwm muaj txhua yaam tsajtxhu..." Txhua yaam tsaj hab kaabntsaam hab naab qaadlev txawm tshwm muaj tuaj. Nwg muaj tej ntxhw kws tsuj ua aav tseeg nkawg hab tej naagkus dlej kws najnub txav ntoo. Tej lab txhojpoob hab tej kheeb xyobtxhaj. Tej caab nplagleev hab tej ca ncaujpuv. Tej neeg cejdlaab ntev kws sab sab hab tej miv kws nyooj pws. Txhua yaam tsaj yog Vaajtswv tsim nub ntawd.



14

Hab muaj caij tsaus ntuj hab muaj cai kaaj ntug yog nub rau.




15

Vaajtswv tsim ibyaam ntxiv rua nub rau ntawd hab - ibyaam tshwjxeeb heev. Zag nuav muaj txhua yaam txhij rua Tuabneeg. Nwg muaj zaubmov nyob tom tajnraag hab muaj tsaj lug koom nwg. Hab Vaajtswv has tas, "Ca Peb tsim tuabneeg kuam muaj yaamntxwv zoo le Peb. Ca nwg muaj fwjchim kaav taagnrho txhua yaam huv nplajteb."



16

YOGLE VAAJTSWV
TSIM TUABNEEG MUAJ
YAAMNTXWV ZOO LE
NWG; VAAJTSWV TSIM
KUAM TUABNEEG MUAJ
TUG YAAMNTXWV ZOO
LE NWG ...



17

Vaajtswv has rua Adaas. "Noj txhua yaam kws koj ntshaw huv lub vaaj. Tabsis tsi xob noj tsoob txiv kws ua rua paub qhov phem hab qhov zoo. Yog koj noj tsoob txiv ntawd nub twg ces koj yaav tuag nub ntawd."



18