


Vaajlugkub rua Mivnyuas Yau
Nthuav Tawm

Qhov Chiv ntawm
Tuabneeg txuj kev
Nyuajsab



Tug Sau yog: Edward Hughes
Tug Kus Dluab yog: Byron U.; Lazarus; Alastair P.
Tug Hloov yog: M. Maillot; Tammy S.
Tug Txhais yog: Andy Yang
Tug Tsim yog: Bible for Children
www.M1914.org

BFC
PO Box 3
Winnipeg, MB R3C 2G1
Canada


©2021 Bible for Children, Inc.


Ntawv Tso Cai: Koj muaj cai muab zaaj nuav kaij lossis luam,
tsuav yog koj tsi xob muab muag xwb.



VAAJTSWV TSIM TXHUA YAAM!


Thaum Vaajtswv tsim thawj tug
tuaneeg, Adaas, nwg nyob rua huv
lub vaaj Edees nrug nwg tug quaspuj,
Evas. Obtug nyob kaajsab lug coj
lawv le Vaajtswv has hab
nyob ntawm Nwg xubndlag
txug thaum
muajib nub ...





“Puas yog
Vaajtswv txwv kuam
meb tsi xob noj txhua
yaam ntxiv ntoo?” tug
naab nug Evas. “Wb yeej noj tau txhua
yaam txiv ntoo tshwj ib tso xwb,” tug
quaspuj teb. “Yog has tas wb noj lossis
kov tsob txiv ntawd, wb
yuav tuag.” “Meb yuav
tsi tuag,” tug naab
luag chim ntsuav.





"Meb yuav zoo le
Vaajtswv." Evas
txawm xaav noj
tsob txiv ntawd.
Nwg cale noog
tug naab lug hab
noj tsob txiv.



Tomqaab Evaas tsi noog Vaajtswv
lug lawm nwg ntxag Adaas noj tsob
txiv ntawd hab. Tsimnyog kws
Adaas yuavtsum has tas,
"Tsi yog! Kuv yuav
tsi tawmtsaam
Vaajtswv
cov Lug."





Thaum Adaas
hab Evas ua kev txhum lawm, obtug
obleeg txawm paub has tas obtug labqaab.
Obtug muab nplooj ntoo xaws ua dclaim npua,
obtug muab lug npua hab tsivnkaum huv tej
nrojtsuag tawm ntawm Vaajtswv lub xubndlag.




Thaum nub poobqho kws laaj quas ntxag Vaajtswv
lug rua huv lub vaaj. Nwg tubyeej paub yaam
kws Adaas hab Evas obtug ua lawm. Adaas
lam Evas. Evas lam tug naab. Vaajtswv has
tas, "Tug naab raug foom tsi zoo lawm.

Tug quaspuj yuav yug mivnyuas."

"Adaas, vim rua qhov koj ua txhum
lawm, thaaj aav raug foom tsi zoo
kuam tuaj xuavpaug hab
tuaj nroj. Koj yuav
tau khwv txug

lub fws nrug
koj txhaj tau
zaubmov noj
txhua nub."




Vaajtswv ntab Adaas hab
Evas tawm huv lub vaaj kws
zoo heev moog. Vim obtug ua
txhum lawm, obtug raug cais
tawm ntawm tug
Vaajtswv kws
muab tau
txujsa.





Vaajtswv ua ib raab ntaaj
nplaim suavtawg lug cais obtug
tawm. Vaajtswv muab tawv tsaj
lug ua rigtsho rua Adaas hab
Evas naav. Vaajtswv
muab cov tawv
tsaj qhov
twg lug?




Tsi ntev tomqaab, Adaas hab Evas obtug muaj tubki.
Obtug thawj tug tub, Ka-ees, yog ib tug ua qoobloo.
Obtug tug tub thib ob, Anpees, yog ib tug yug yaaj.
Muaj ib nub Ka-ees nqaa ib cov qoobloo tuaj fij rua

Vaajtswv. Anpees nqaa nwg tej yaaj
kws zoo tshaaj tuaj fij
rua Vaajtswv.

Vaajtswv
txaus sab
rua Anpees cov
khoom fij.



Vaajtswv tsi txaus sab rua
Ka-ees cov khoom fij. Ka-ees
txawm npautawg heev. Tabsis
Vaajtswv has tas, "Yog koj yeej
ua qhov zoo, kuv yuav txais
yuav koj xwb puas yog?"



Ka-ees txuj kev chim tsi tawm
ntawm nwg le. Tsi ntev tomqaab
thaum nyob nraag dlaim teb, nwg
ntaus Anpees - hab tua nwg
tuag lawm.





Vaajtswv lug has rua Ka-ees. "Koj tug kwv Anpees moog rua twg lawm?" "Kuv tsi paub," Ka-ees teb. "Kuv yog tug kws tsomkwm kuv tug kwv lov?" Vaajtswv rau txim rua Ka-ees kuam nwg tsi muaj peevxwm ua laj ua teb lawm hab kuam nwg ua ib tug tuabneeg ncig moog ncig lug.



Ka-ees tsiv tawm ntawm Vaajtswv lug
xubndlag moog. Nwg yuav Adaas hab Evas
ib tug ntxhais ua quaspuj. Obtug muaj
tubki hab peevtsheej ua ib tsev
tuabneeg. Tomqaab nuav, Ka-ees
cov xeebntxwv hab

tub-xeebntxwv
fuamvaam

puv lub
nroog kws nwg
chiv muaj.




Tuab lug sijhawm ntawd, Adaas hab Evas
tsev tuabneeg fuamvaam sai heev. Nyob
rua tam ntawd, tuabneeg muaj sa nyob
ntev dlua le nwgnuav.




Thaum nwg tug tub Xej yug lug, Evas has tas,
"Vaajtswv muab Xej lug hloov Anpees chaw."
Xej yog ib tug tuabneeg ncaaj nceeg kws
muaj noobnyoog 912 xyoos hab muaj
mivnyuas coob.



Nyob huv lub nplajteb, tuabneeg ua
phem luj zuzug ib tam dlhau ib
tam. Txug thaum xaus, Vaajtswv
txav txim sab muab tuabneeg
ua kuam puamtsuaj
moog hab ...



... txhua yaam tsaj hab noog.
Vaajtswv tu sab kws Nwg tsim
tuabneeg. Tabsis muaj ib tug
tuabneeg ua rua Vaajtswv
txaus sab ...



Tug tuabneeg nuav yog Nau-es. Yog Xej ib
tug xeebntxwv, Nau-es yog ib tug ncaaj nceeg
hab nwg yeej ibtxwm ua zoo taag nwg
sim neej. Nwg nrug
Vaajtswv taugkev
uake.



Nwg qha kuam nwg peb tug tub ua
lawv le Vaajtswv qha hab. Zag nuav
Vaajtswv npaaj siv Nau-es lug ua ib
yaam txawv hab zoo
kawg nkaus le!



Qhov Chiv ntawm Tuabneeg txuj kev Nyuajsab

Ib zaaj huv Vaajtswv Txujlug,
phoo Vaajlugkub,

yog nyob rua huv

Chivkeeb 3-6

“Lub chaw rua Koj cov Lug nkaag kws muaj
teeb ci.” Ntawv Nkauj 119:130



Qhov Xaus



2



60



Zaaj Vaajlugkub nuv qha peb txug peb tug Vaajtswv
zoo kawg nkaus kws tsim peb hab Nwg xaav kuam koj paub Nwg.

Vaajtswv paub has tas peb tau ua ntau yaam phem, kws Nwg hu ua kev txhum. Txuj kev rau txim rua kev txhum yog kev tuag, tabsis Vaajtswv hlub koj kawg le kws Nwg xaa Nwg tuableeg Tub, Yexus, lug tuag sau ib tug Ntoo Khaublig hab raug rau txim hloov koj txuj kev txhum. Tomqaab ntawd Yexus sawv rov lug muaj sa hab rov moog nyob nwg lub tsev sau Ntuj Ceebtsheej! Yog koj ntseeg Yexus hab thov kuam Nwg zaam koj tej kev txhum, Nwg yuav ua le ntawd! Nwg yuav lug nyob huv koj taamsim nuav, hab koj yuav nrug Nwg nyob moog le ib txhis.

Yog koj ntseeg has tas nuav yog qhov tseeb, ha le nuav rua Vaajtswv: Aub Yexus, kuv ntseeg has tas Koj yog Vaajtswv, hab lug yug ua ib tug tuabneeg lug tuag hloov kuv tej kev txhum, hab nwg nuav Koj tseem muaj sa nyob. Thov Koj lug nyob huv kuv lub neej hab zaam kuv tej kev txhum, sub kuv txhaj le muaj txujsa tshab taamsim nuav, hab ib nub moog nrug Koj nyob moog ib txhis. Thov paab kuam kuv noog Koj lug hab ua neej rua Koj le Koj tug mivnyuas. Amees.

Nyeem phoo Vaajlugkub hab nrug Vaajtswv sibthaam txhua nub!
Yuhaas 3:16

