


Vaajlugkub rua Mivnyuas Yau
Nthuav Tawm



Ntuj
Ceebtsheej,
Vaajtsww
lub Tsev
kws Zoo
Nkauj heev



Tug Sau yog: Edward Hughes
Tug Kus Dluab yog: Lazarus; Alastair P.
Tug Hloov yog: Sarah S.
Tug Txhais yog: Andy Yang
Tug Tsim yog: Bible for Children
www.M1914.org


BFC
PO Box 3
Winnipeg, MB R3C 2G1
Canada

©2021 Bible for Children, Inc.

Ntawv Tso Cai: Koj muaj cai muab zaaj nuav kaij lossis luam,
tsuav yog koj tsi xob muab muag xwb.



Thaum Yexus ua neej nyob huv lub nplajteb nuav
Nwg qha Nwg cov thwjtim txug Ntuj Ceebtsheej.
Nwg muab hu ua "Kuv Txiv Lub
Tsev", hab qha has tas muaj
ntau lub tsev-luj heev.
Lub tsev-luj yog ib
lub tsev kws luj-luj
hab zoo nkauj
heev.




Ntuj Ceebtsheej luj tshaaj hab zoo nkauj
tshaaj le txhua lub tsev huv nplajteb nuav.



Yexus has tas, "Kuv moog tu chaw tog koj. Hab yog Kuv moog tu chaw tog koj, Kuv yuav rov lug dlua hab coj koj moog nrug Kuv nyob." Yexus yeej moog rua sau Ntuj Ceebtsheej lawm tag, tomqaab Nwg sawv huv qhovtuag lug. Thaum Nwg cov thwjtim saib

ntsoov Nwg, ib tauv fuab lug coj Yexus moog ntawm

puab lub qhovmuag lawm.



Txij le thaum ntawd lug, cov Ntseeg Yexus ncu
ntsoov Yexus cov lug cogtseg tas Nwg yuav rov lug
coj puab. Yexus has tas Nwg yuav rov lug
sai sai, thaum yug tsi npaaj. Tabsis cov
Ntseeg kws tuag uantej Nwg rov
lug nes? Vaajlugkub qha has
tas puab ncaaj nraim moog
nrug Yexus nyob.
Thaum peb ncaim
lub cev nuav ces



**NRUG TUG
TSWV NYOB**


yog peb moog nrug
tug Tswv nyob.




Tshwmsim, phoo ntawv kawg huv phoo Vaajlugkub,
qha peb tas Ntuj Ceebtsheej zoo npaum le caag.

Qhov kws zoo tshaaj plawg le yog tas, Ntuj
Ceebtsheej yog Vaajtswv lub tsev. Vaajtswv nyob

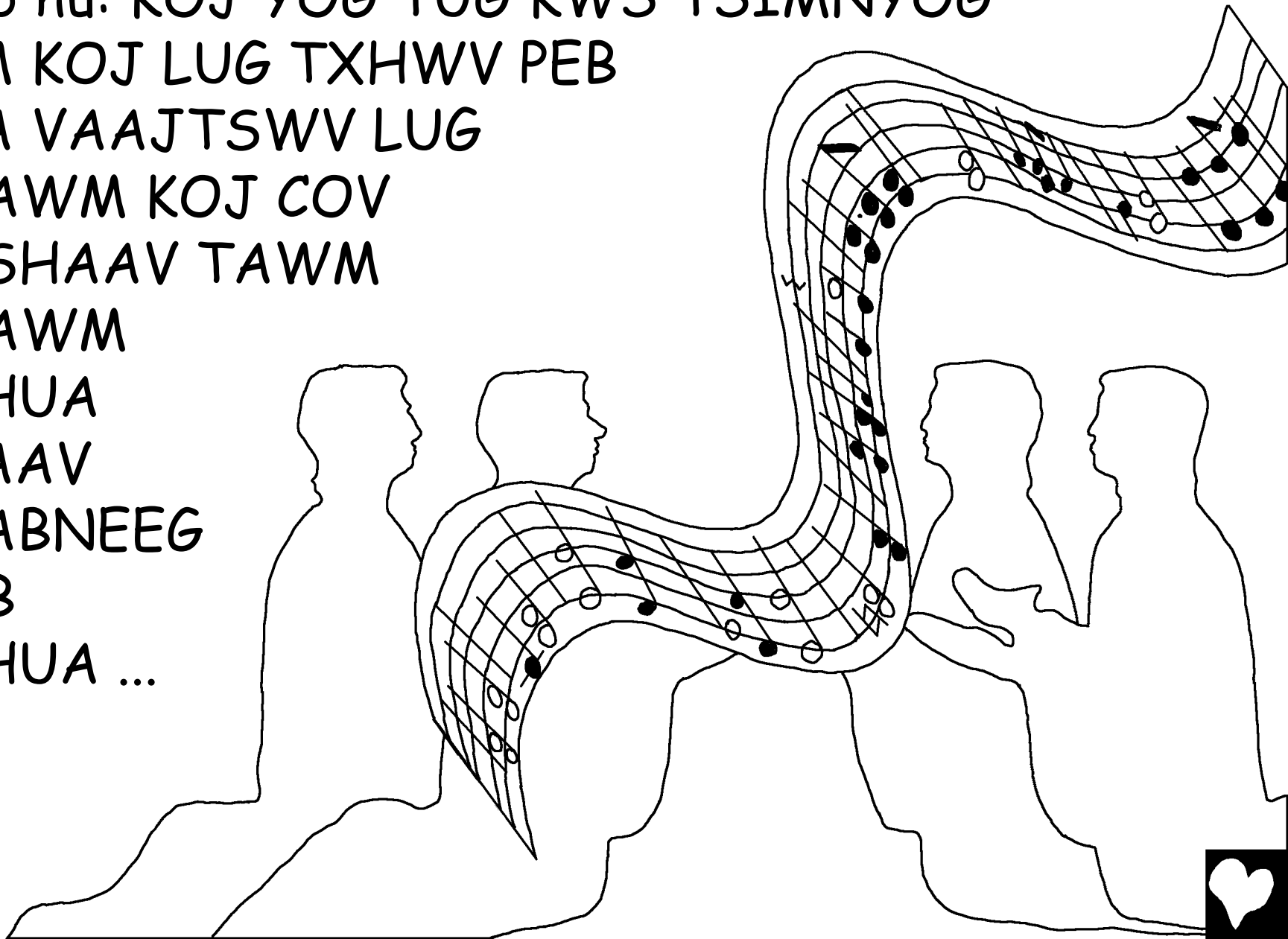
txhua qhov tabsis Nwg lub
zwmtxwv yog nyob
Ntuj Ceebtsheej.




Tej Timtswv hab lwm yaam kws nyob
sau ntuj pehawm Vaajtswv sau
Ntuj Ceebtsheej. Vaajtswv
cov tuabneeg txhua tug kws
tuag hab moog nyob sau Ntuj
Ceebtsheej lawm los
ua tuabyaam
hab. Puab
hu nkauj
tshwjxeb
qhuas
Vaajtswv.



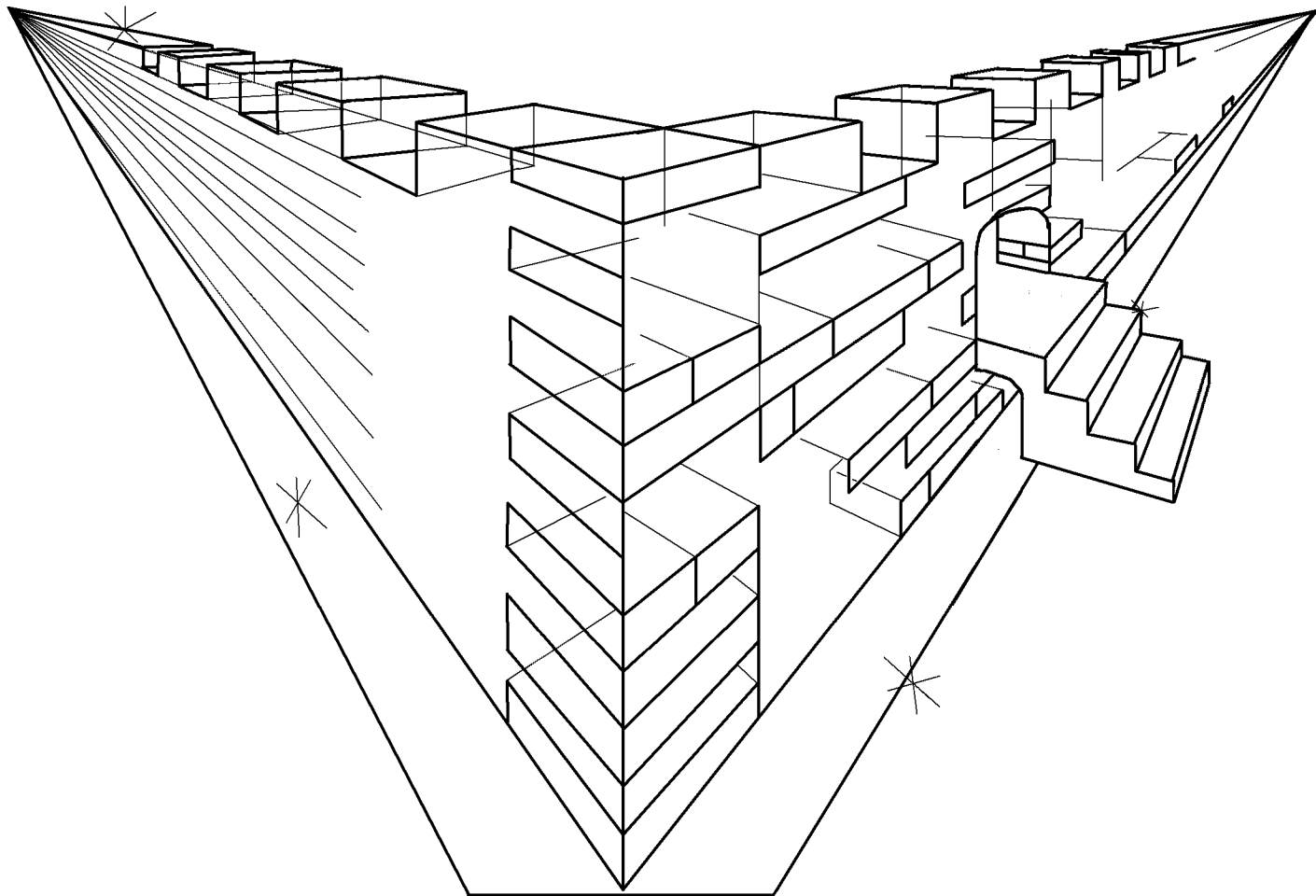
Nuav yog tej lu lug ntawm ib zaaj nkauj kws
puab hu: KOJ YOG TUG KWS TSIMNYOG
VIM KOJ LUG TXHWV PEB
RUA VAAJTSWV LUG
NTAWM KOJ COV
NTSHA AV TAWM
NTAWM
TXHUA
TSA AV
TU ABNEEG
HAB
TXHUA ...



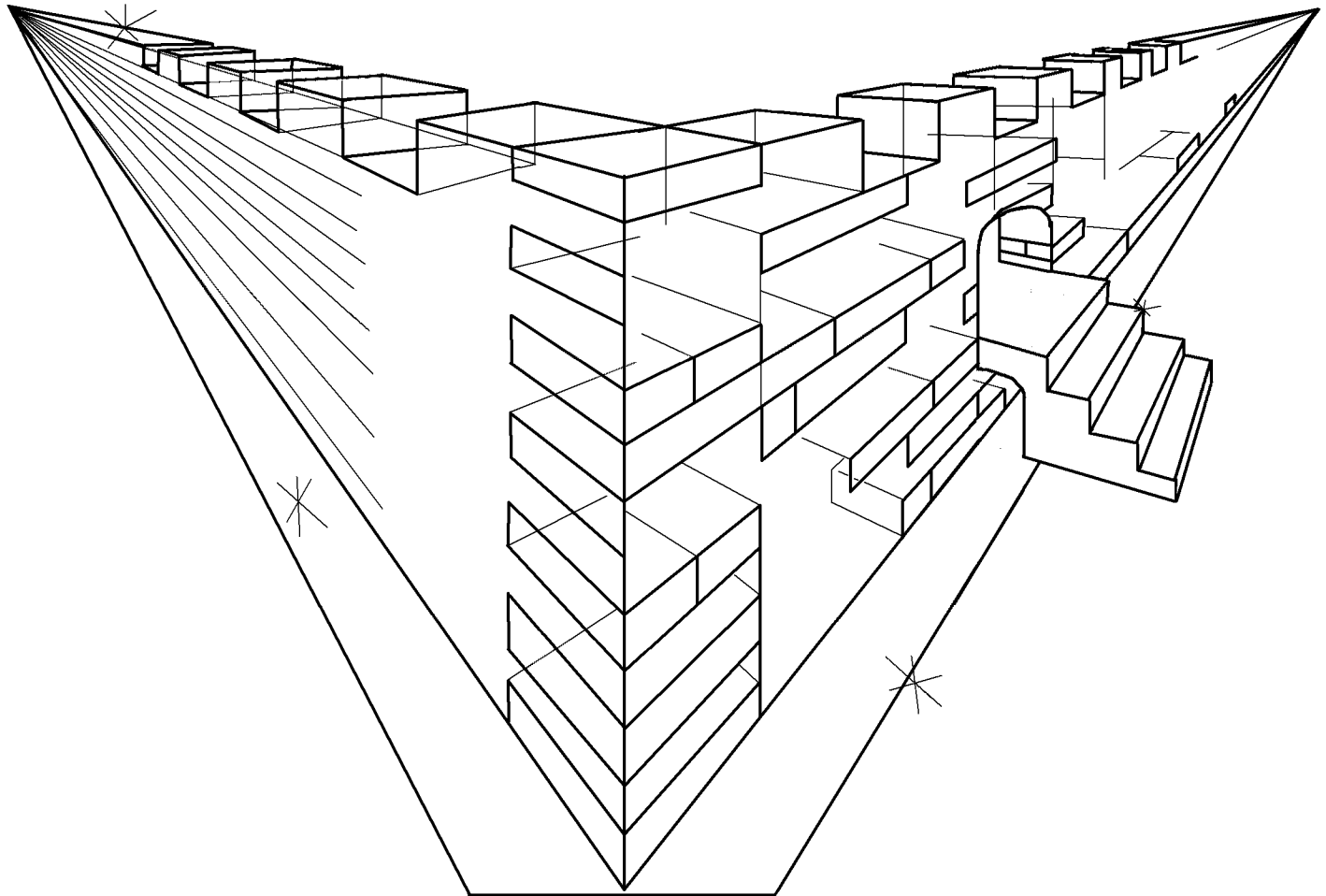
... LUB TEBCHAWS HAB MUAB
PEB TSAA UA VAAJNTXWV
HAB UA POVTHAWJ RUA
PEB TUG VAAJT SWV.
(Tshwmsim 5:9)




Nplooj ntawv kawg huv phoo Vaajlugkub qha has tas
Ntuj Ceebtsheej yog "Lub Nroog Yeluxalees Tshab".
Nwg luj luj heev, hab muaj lub ntsaa yeej sab sab
nyob saab nrau.




Lub taw ntsaa yeej yog xuas qai zeb ci ci hab
manixaus kws pum kev tshaab plawg lug tsim, muaj
xim ntau yaam ci ntsaa ab. Txhua lub roojvaag yog
siv ib lub hlaws luj luj lug ua!



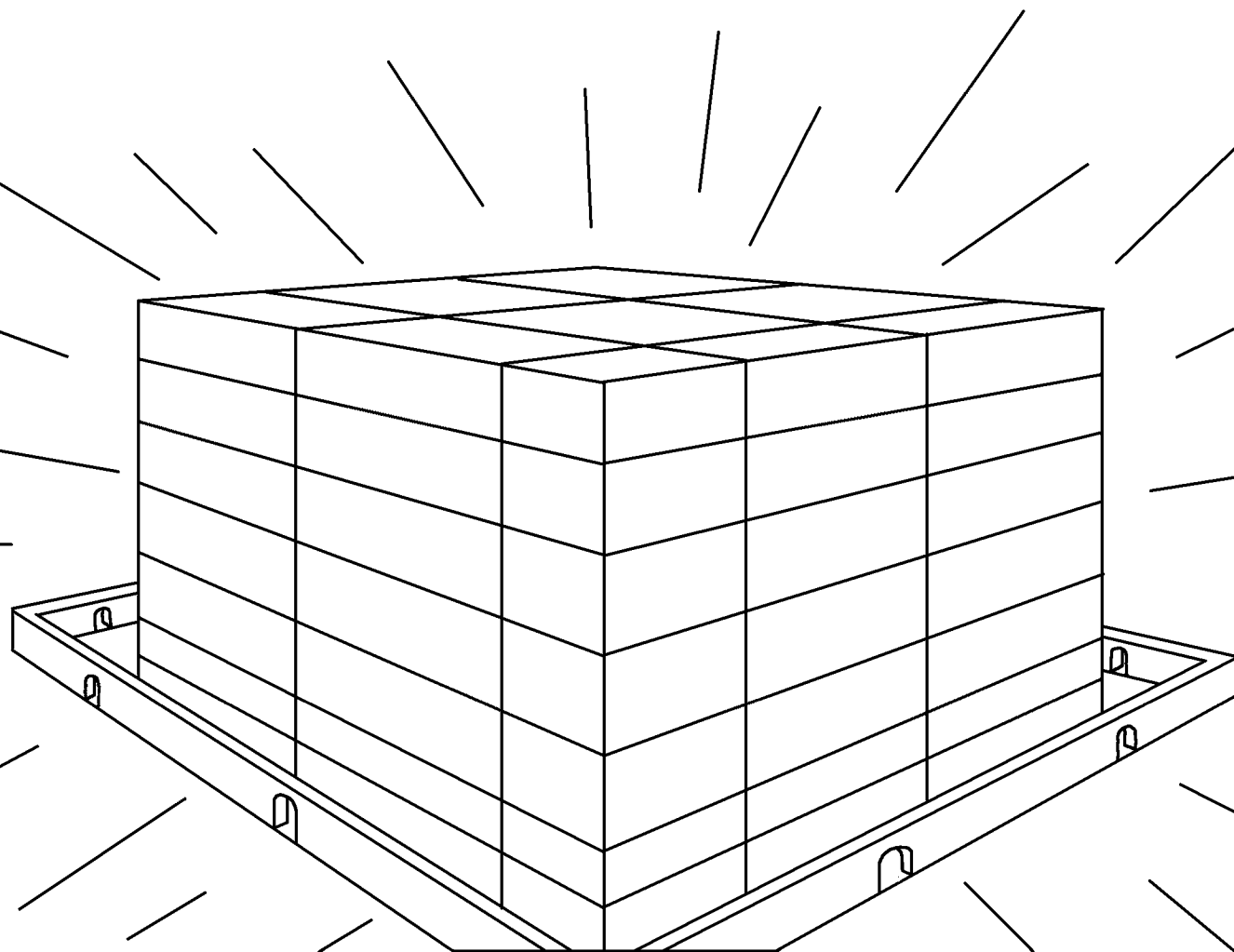
Cov roojvaag hlaws ntawd yeej tsi kaw le. Ca peb
moog rua huv hab saib muaj dlaabtsi ... UAB! Huv
nruab nrog Ntuj Ceebtsheej mas tseem zoo nkauj
tshaaj hab. Lub nroog yog siv kub lug ua, zoo le
dlaim av. Tej kev
los yog siv
kub lug
ua hab.



Muaj ib tug dlej cawm sav ntshab si hab zoo nkauj
heev ndlwg tawm ntawm Vaajtswv lub zwmtxwv lug.
Nyob ob saab ntug dlej muaj tsob ntoo kws muaj
txujsa, kws xwb tshwm nyob huv lub Vaaj Edees.
Tsob ntoo nuav tshwjxeeb heev. Nwg txi kaub-ob
hom ntxiv, ib hlis txi ib hom. Hab cov nplooj ntawm
tsob ntoo muaj txujsa nuav yog siv lug khu txhua
tsaav tuabneeg tej kev
mobnkeeg.



Ntuj Ceebtsheej tsi taag muaj lub nub lossis lub hli
lug ci pumkev. Vaajtswv lub fwjchim ci ntsaa ab ua
pumkev zoo nkauj heev. Nwg tsi muaj mo ntuj
ntawd le.



Txawm tej tsaj huv Ntuj Ceebtsheej los txawv hab.
Tej tsaj puavleej tsi qus hab nyam tuabneeg. Maa
hab yaaj noj zaub uake. Tug nam tsuv ntxhuav kws
muaj zug heev los noj nroj zoo le tug nyuj.
VAAJTSWV has tas, "Puab yuav tsi tum lossis
sisrhuav huv Kuv lub roob kws dlawbhuv."

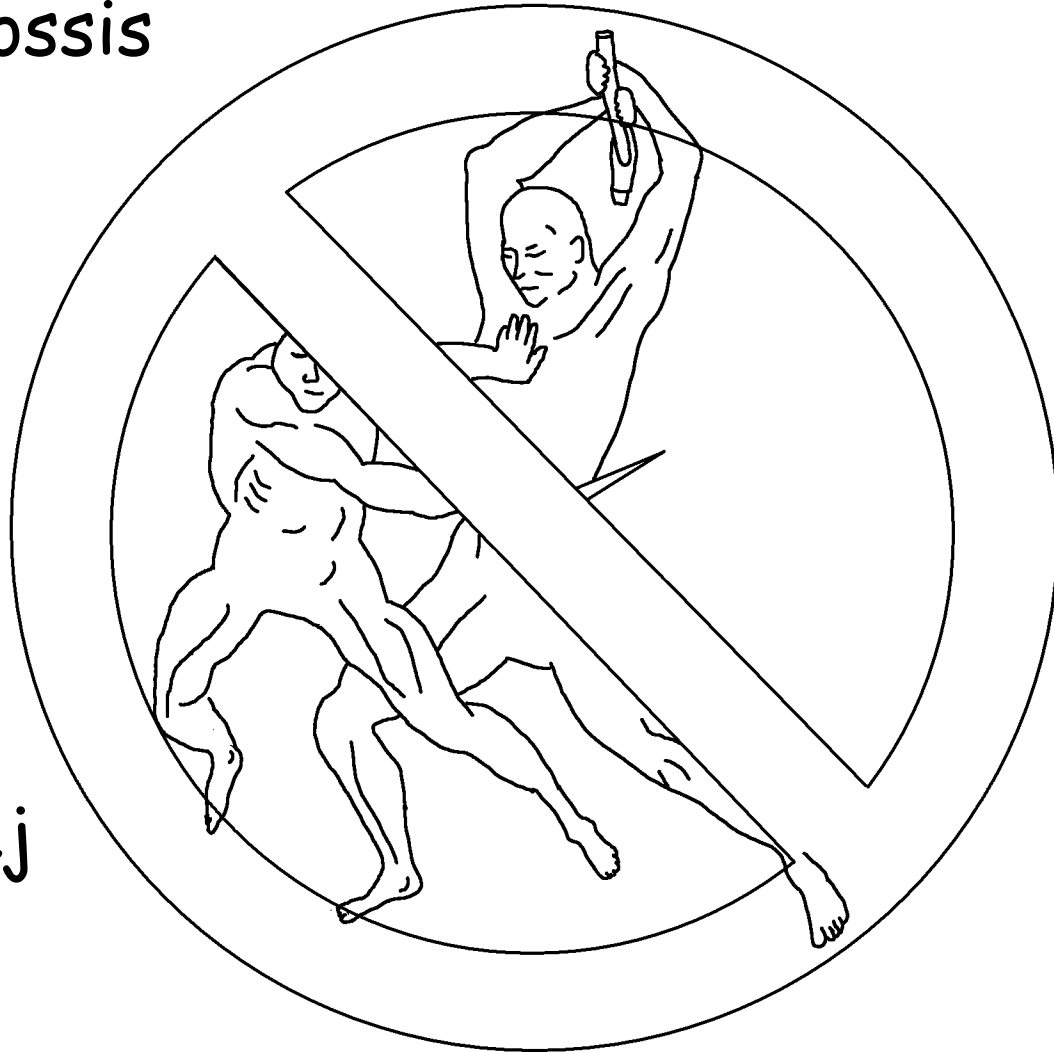


Thaum peb saib ncigleeg, peb pum has tas Ntuj
Ceebtsheej tseem tsi muaj ntau yaam. Tsi muaj
leejtwg has lug nyaum
nyaum le. Tsi
muaj leejtwg
sibntaus
lossis
muabhlub.



Tej qhovrooj tsi muaj yumsij xauv, vim tsi
muaj tubsaab nyob sau Ntuj Ceebtsheej. Tsi
muaj leejtwg dlaag, tua tuabneeg,
ua dlaab, lossis

lwm hom
tuabneeg
phem. Tsi
muaj kev
txhum
ib yaam
dlaabtsi
huv Ntuj
Ceebtsheej
le.



Nrug Vaajtswv nyob huv Ntuj
Ceebtsheej mas tsi lug kua
muag ntxiv le lawm. Muaj ntau
zag Vaajtswv cov tuabneeg huv
nplajteb nuav quaj vim muaj kev
tusab ntau yaam. Huv Ntuj
Ceebtsheej, Vaajtswv yuav so
txhua tug lub kua muag huv
tuabsi.



Huv Ntuj Ceebtsheej tsi muaj kev tuag le hab.
Vaajtswv cov tuabneeg yuav nrug tug Tswv nyob
moog ib txhis. Tsi muaj kev tusab, tsi muaj kev
quaj, tsi muaj mob mob. Tsi muaj mob, tsi tuag, tsi
muaj nteeg tuag.


Txhua tug
huv Ntuj
Ceebtsheej
muaj kev
zoo sab
moog ib
txhis nrug
Vaajtswv.




Qhov zoo tshaaj plawg yog, Ntuj Ceebtsheej yog tsim rua cov mivtub hab mivntxhais (hab cov laug hab) kws tub txais Yexus Khetos ua puab tug Cawmseej hab coj lawv le Nwg has hab ua puab tug Tswv. Huv Ntuj Ceebtsheej muaj ib phoo ntawv kws hu ua tug Mivnyuav Yaaj Phoo Ntawv Muaj Txujsa. Muaj tuabneeg tej npe ntau ntau nyob rua huv. Koj puas paub leejtwg lub npe txhaj le sau nyob rua huv. Txhua tug tuabneeg kws ca sab rua Yexus. Koj lub npe puas nyob huv?



Lu lug xaus huv phoo Vaajlugkub has ntsig txug Ntuj
Ceebtsheej yog ib cov lug caw kws zoo kawg le.



“Vaaj Ntsujplig hab tug Nkauj Nyaab has tas, 'Ca le lug ntawm nuav!' Txhua tug kws nov ca le has tas 'Ca le lug ntawm nuav!' Tug kws nqhes dlej ca le lug ntawm nuav. Tug kws xaav haus ca le lug txais cov dlej cawm txujsa moog haus dlawb dlo xwb.”



Ntuj Ceebtsheej, Vaajtswv lub
Tsev kws Zoo Nkauj heev

Ib zaaj huv Vaajtswv Txujlug,
phoo Vaajlugkub,

yog nyob rua huv

Yuhaas 14, 2 Kauleethaus 5,
Tshwmsim 4, 21, 22

"Lub chaw rua Koj cov Lug nkaag kws muaj
teeb ci." Ntawv Nkauj 119:130



Qhov Xaus

60

60



Zaaj Vaajlugkub nuv qha peb txug peb tug Vaajtswv
zoo kawg nkaus kws tsim peb hab Nwg xaav kuam koj paub Nwg.

Vaajtswv paub has tas peb tau ua ntau yaam phem, kws Nwg hu ua kev txhum. Txuj kev rau txim rua kev txhum yog kev tuag, tabsis Vaajtswv hlub koj kawg le kws Nwg xaa Nwg tuableeg Tub, Yexus, lug tuag sau ib tug Ntoo Khaublig hab raug rau txim hloov koj txuj kev txhum. Tomqaab ntawd Yexus sawv rov lug muaj sa hab rov moog nyob nwg lub tsev sau Ntuj Ceebtsheej! Yog koj ntseeg Yexus hab thov kuam Nwg zaam koj tej kev txhum, Nwg yuav ua le ntawd! Nwg yuav lug nyob huv koj taamsim nuav, hab koj yuav nrug Nwg nyob moog le ib txhis.

Yog koj ntseeg has tas nuav yog qhov tseeb, ha le nuav rua Vaajtswv: Aub Yexus, kuv ntseeg has tas Koj yog Vaajtswv, hab lug yug ua ib tug tuabneeg lug tuag hloov kuv tej kev txhum, hab nwg nuav Koj tseem muaj sa nyob. Thov Koj lug nyob huv kuv lub neej hab zaam kuv tej kev txhum, sub kuv txhaj le muaj txujsa tshab taamsim nuav, hab ib nub moog nrug Koj nyob moog ib txhis. Thov paab kuam kuv noog Koj lug hab ua neej rua Koj le Koj tug mivnyuas. Amees.

Nyeem phoo Vaajlugkub hab nrug Vaajtswv sibthaam txhua nub!
Yuhaas 3:16

