


Vajlugkub rau Menyuum Yaus
Nthuav tawm los

Chivthawj ntawm
Tibneeg txoj Kev
Nyuajsiab



Sau los ntawm: Edward Hughes
Kos los ntawm: Byron Unger; Lazarus
Alastair Paterson
Kho los ntawm: M. Maillot; Tammy S.
Txhais los ntawm: www.christian-translation.com
Tsim los ntawm: Bible for Children
www.M1914.org

BFC
PO Box 3
Winnipeg, MB R3C 2G1
Canada

©2020 Bible for Children, Inc.

Ntawv tso cai: Koj muaj cai luam ntxiv lossis luam zaj dabneeg
no tawm tsuas yog koj tsis luam muag nyiaj xwb.





VAJTSWV TSIM TXHUA YAM!

Thaum Vajtswv tsim thawj tus
tibneeg, Adas, nws nyob rau hauv lub
vaj Edees nrog nws tus pojniam, Evas.

Nkawv nyob kajsiab lug
ua haum Vajtswv siab thiab
nyob nraim ntawv Nws xub

ntiag txog
thaum muaj
ib hnuv...






"Puas yog Vajtswv kom koj txhob noj txhua yam txiv ntoo?" Tus nab nug Evas.

"Wb noj tau txhua yam txiv ntoo tshwj ib tsob xwb," tus pojniam teb. "Yog wb noj lossis kov tsob txiv ntawv, wb yuav tuag." "Neb yeej yuav tsis tuag," Tus nab hais luag ntxhi rau.





"Neb yuav zoo li
Vajtsuv" Evas
txawm xav noj
tsob txiv ntawd.
Nws txawm
mloog tus nab
thiab noj tsob
txiv.



Tomqab Evas tsis mloog
Vajtswv lus lawm nws kuj coj
Adas mus noj tsob txiv ntawd
thiab. Tsim nyog Adas teb
tias, "Tsis tau! Kuv yuav
tsis mloog Vajtswv
lus tau li cas."






Thaum Adas thiab Evas ua txhaum lawm, nkawv txawm pom tias nkawv liab qab. Txawm muab tej nplooj los xaws ua sev, nkawv muab los npog nkawv thiab khiav nkaum hauv tej nroj tsuag kom deb ntawm Vajtswv xubntiag.




Thaum hnuv poob qho, Vajtswv los hauv vaj. Nws twb paub yam uas Adas thiab Evas ua lawm. Adas liam rau Evas. Evas liam rau tus nab. Vajtswv haitias, "Tus nab raug foom phem lawm. Tus pojniam yuav muaj mob heev thaum uas yug menyuam." "Adas, vim koj ua txhaum, lub ntiajteb yuav raug foom phem kom muaj nroj muaj pos. Koj yuav khwv kom lub

hws nrog
thiaj tau zaub
mov txaus koj
noj txhua hnuv.






Vajtswv ntiab Adas thiab Evas
tawm hauv lub vaj uas zoo kawg
nkaus. Vim nkawv tau ua
txhaum, nkawv thiaj raug
muab cais tawm ntawm
tus Vajtswv uas
muab txoj sia!





Vajtswv tsim muaj ib rab ntaj
hluav taws los yuam nkawv tawm.
Vajtswv muab tawv tsiaj los ua
ris tsho rau Adas thiab Evas.
Vajtswv muab cov
tawv tsiaj qhov
twg lov?



Sijhawm dhau mus, Adas thiab Evas xeeb muaj tubki.
Nkawv tus tub hlob, Kha-ees, yog ib tug cog qoob loo.
Nkawv tus tub yau, Anpees, yog ib tug yug yaj. Muaj
ib hnuv Ka-ees nga nws cov qoob loo tuaj fij pub rau

Vajtswv. Anpees los kuv nga nws

tej yaj uas zoo kawg

nkaus tuaj fij rau

Vajtswv thiab.

Vajtswv txaus


siab rau Anpees

cov khoom


fij.



Vajtswv tsis txaus siab rau Ka-ees
cov khoom fij. Ka-ees txawm npau
taws heev. Tiamsis Vajtswv haitias,
"Yog koj ua qhov yog, leejtwg thiaj
li yuav tsis zoo siab txais?"



Ka-ees txoj kev chim tsis ploj mus.
Tsis ntev tom qab hauv tiaj tshav
puam, nws txawm muab Anpees
ntaus - thiab tua nws tuag!



Vajtswv hais rau K-ees. "Kuv tus kwv Anpees dua twg lawm?" "Kuv tsis paub as," Ka-ess dag. "Kuv yog tus zov kuv tus kwv lov?" Vajtswv rau txim rau Ka-ees kom nws tsis muaj peevxwm ua liaj ua teb thiab ua kom nws ua neeg lojleeb mus mus los los.



Ka-ees tawm ntawm Vajtswv xub ntiag mus. Nws mus yuav Adas thiab Evas ib tus ntxhais ua pojniam. Nkawv tsim muaj tubki ua ib tse neeg. Tsis ntev, Ka-ees muaj xeeb ntxwv nyob huamvam hauv lub nroog nws tsim.



Tib lub sijhawm ntawd, Adas thiab
Evas tsevneeg kuj huamvam sai kawg
li. Nyob tiam ntawd, tibneeg muaj
sia nyob ntev dua nim no.



Thaum uas nws tus tub Xej yug los, Evas haitias,
"Vajtswv muab Xej los hloov Anpees chaw."
Xej yog ib tus neeg ncaj ncees uas muaj
sia nyob txog 912 xyoos thiab muaj
menyuam coob kawg li.



Nyob hauv ntiaj teb, tibneeg ua phem loj
zuj zus ib tiam dhau ib tiam. Qhov kawg,
Vajtswv txiam txim siab rhuav tshem
tibneeg kom puas tsuaj thiab txhua
yam tsiaj thiab noog. Vajtswv tu
siab uas nws tsim tibneeg
los. Tiamsis



muaj ib tus
neeg ua rau
Vajtswv
txaus siab...



Tus neeg no hu ua Nau-es. Yog Xej ib tus xeeb
ntxwv, Nau-es coj ncaj ncees tsis muaj qhov
phem. Nws nrog Vajtswv taug kev ua ke.
Nws kuj qhia kom nws peb tus tub txawj
coj raws li Vajtswv qhia.
Zaum no, Vajtswv npaj siv
Nau-es los ua ib yam uas
txawv



kawg li
thiab yog
yam uas
tshwj
xeeb
heev!



Chivthawj ntawm Tibneeg txoj Kev Nyuajsiab

Ib zaj dabneeg los ntawm Vajtswv cov lus,
Phau Vajlugkub,

tau pom nyob hauv

Chivkeeb 3-6

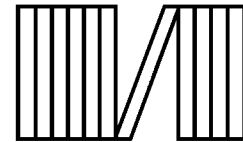
"Koj tej lus qhia ua qhov kaj rau kuv pom kev."
Phau Ntawv Nkauj 119:130



Qhov Kawg



2



60



Zaj hauv phau Vajlugkub no qhia peb
txog peb tus Vajtswv uas zoo kawg nkaus. Tus uas
tsim peb tibneeg thiab tus uas xav kom peb paub txog Nws.

Vajtswv paub haitias peb tau ua tej yam tsis zoo uas Nws muab hu ua kev
txhaum. Txoj kev them txim txhaum yog kev tuag, tiamsis Vajtswv hlub
koj heev Nws thiaj li xa Nws tib leejtub, Yexus, los tuag rau saum tus
ntoo khaub lig kom them tau koj lub txim txhaum. Tswv Yexus tau ciaj
sawv rov qab los thiab rov mus pem ntuj ceebtsheej lawm! Yog koj ntseeg
txog Yexus thiab thov kom Nws zam koj lub txim txhaum, ces Nws yuav
zam pub rau koj! Nws yuav los nyob hauv koj, thiab koj
yuav nyob hauv Nws mus ib txhiab ib txhis.

Yog koj ntseeg tias nov yog qhov tseeb, ces hais zaj lus no rau Vajtswv:
Tus Tswv Yexus, kuv ntseeg tias Koj yog Vajtswv thiab koj tau yug los ua
neeg kom tau tuag theej kuv lub txim txhaum, thiab ziag no koj twb rov
muaj sia lawm. Thov los nyob rau hauv kuv lubneej thiab zam lub txim
txhaum pub rau kuv kom kuv tau muaj lubneej tshiab thiab kom ib hnuv
twg kuv tau nrog Koj nyob ua kev mus ib txhiab ib txhis. Thov pab kom
kuv coj haum Koj siab thiab kom kuv txawj nyob pub rau
Koj li yog Koj tus menyuam. Amen.

Nyeem Vajlugkub thiab/kom tau nrog Vajtswv
sib tham txhua hnuv! Yauhas 3:16

